

Shower Chair Aluminium


SET UP AND OPERATION

The Shower Chair is manufactured from lightweight aluminium, for increased resistance to corrosion, with moulded plastic seat and contoured back support.

Some basic assembly required

Box Contents and Inspection

Carefully remove all components from the box, remove all packaging and plastic wrapping and check items against the list below. Any damaged or missing components should be reported to your authorised dealer or Novis Healthcare.



- ⚠ Please read these instructions before use.
- ⚠ This shower chair is designed as a temporary seating aid only. Do not use the chair as a step or transfer device.
- ⚠ This product is suitable for use in showers, bathrooms or wet areas. It is not suitable for use in a swimming pool.

Chair frame

Set Up and Operation (this guide)

Chair seat

4 leg extensions




Assembly

The frame is labelled 'front' and 'back' to show correct orientation (high cross bar positioned at the front).

To insert the leg extensions, press in the locking button and slide the leg extension onto the frame. See 'Adjusting the height' to establish ideal seat height for the user.

With all four leg extensions inserted, place the chair frame on a flat stable surface. Firstly, attach the underside of the seat to the front of the frame (marked as front) by tilting the seat forward and aligning the opening of the brackets to the frame and pushing until the brackets attach onto the frame. Then, push the seat backwards and push down on the rear of the seat until the rear brackets attach onto the rear of the frame. Ensure the seat is secure before use.



Adjusting the height

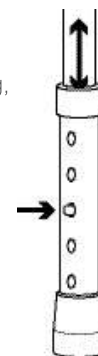
The chair is height adjustable to match individual user or uneven surfaces. A series of holes along each leg allow seat height to be adjusted from 490 mm to 590 mm.

One rear leg has additional incremental settings to allow for more exact positioning on uneven surfaces.

Press in the locking button to disengage, and turn the leg slightly so the button is no longer aligned with the holes.

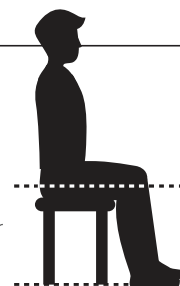
Move the leg up or down to your ideal height setting, then turn the leg back to align the locking button with the nearest hole. The locking button must be fully engaged and protruding through the height adjustment hole to ensure a positive lock.

Repeat for all four legs, adjusting height evenly or individually to match an uneven floor surface. Ensure the seat is stable before use.



⚠ Ideal seat height

Ideal height is when the user's feet rest flat on the floor, with thighs parallel to the ground or slightly angled with hips just above knee level. Knees should never project above the upper leg.



Regular maintenance

The leg locking buttons should be regularly inspected to ensure they are fully engaged.

Regularly check the shower chair for damage and wear, paying special attention to the condition of the seat and rubber tips.

Do not use the chair if the plastic seat is cracked or deformed in any way. Replace the rubber tips immediately if you see evidence of rips, tears, cracks or other general wear.

Care & cleaning

To clean the seat after each use, wipe clean with a mild soap and warm water solution and rinse well. Dry with a clean cloth.

For heavier soiling, wipe clean with a diluted bleach solution and rinse well before drying. Do not use water temperatures in excess of 80°C.

It is recommended the frame be cleaned after heavy use or at least once a week. To clean the frame, wipe clean with a soft clean cleanser and warm water solution and rinse well.

Avoid harsh, abrasive cleaning agents or utensils (such as a wire brush) as these can lead to deterioration of the frame and seat

Specifications

CODE	BL1104
CAPACITY	110 kg
OVERALL WIDTH	540 mm
SEAT WIDTH	445 mm
BETWEEN ARMRESTS	485 mm
OVERALL DEPTH	500 mm
SEAT DEPTH	370 mm
OVERALL HEIGHT	810 > 910 mm
SEAT HEIGHT	490 > 590 mm
WEIGHT	2.9 kg
ARTG	176831
CONFORMS TO	AS/NZS3973:2009
WARRANTY	1 year
MADE IN CHINA	

This warranty is provided by

Novis Healthcare (ABN 45 102 735 491)
of Unit 11, 12 Mars Road Lane Cove West
New South Wales 2066.

Novis Healthcare (Novis) products are manufactured to the highest quality standards and are thoroughly tested and inspected before leaving our factory. In addition to any statutory rights and remedies you may have, Novis warrants all of its products sold directly or via an Authorised Novis Australia Dealer against defective workmanship and faulty materials from the date of purchase by the end user for a period of twelve months unless otherwise specified for that product and its components.

Warranty Claims

To claim under this warranty, please contact Novis Healthcare and have your receipt or proof of purchase available. Novis Healthcare may need to assess the defect before determining any claim, and additional information may be requested to process your claim. Claims without proof of purchase may not be able to be processed.

Novis Healthcare may at its option inspect the goods on site or require them to be returned to its premises or one of its Authorised Service Agents in person or freight prepaid by you.

Novis will undertake at its option, to repair or replace, free of charge, each product or part thereof on the condition that:

- The product found on examination, to be suffering from a manufacturing defect;
- The product or relevant part has been serviced regularly by Novis or one of its Authorised Service Agents and has not been subjected to misuse, neglect or been involved in an accident;
- The repairs are not required as part of normal wear and tear.
- At our option
- Goods repaired may be replaced by refurbished good of the same type rather than being repaired.
- Refurbished parts may be used to repair goods.

Novis Healthcare will not be held responsible for any repair other than those carried out by it or one of its Authorised Service Agents.

Warranty repairs do not extend the length of the warranty period.

Limited Liabilities

Our liability under this manufacturer's warranty is subject to us being satisfied that a defect was caused by faulty parts, manufacture or workmanship, and was not caused or substantially contributed to by other factors or circumstances beyond our control, including (but not limited to) defective installation, maintenance or repair, product modification or alteration, any neglect, misuse, or excessive use, normal wear and tear or failure to follow manufacturer's instructions.

IMPORTANT NOTICE FOR AUSTRALIAN CONSUMERS:

Our goods come with guarantees that cannot be excluded under the Australian Consumer Law. You are entitled to a replacement or refund for a major failure and for compensation for any other reasonably foreseeable loss or damage. You are also entitled to have the goods repaired or replaced if the goods fail to be of acceptable quality and the failure does not amount to a major failure. To obtain compensation, you will need to provide documentary evidence of the loss or damage suffered and documentary evidence that such loss or damage was a reasonable foreseeable consequence of a failure. Novis Healthcare to comply with a consumer guarantee under the Australian Consumer Law. Subject to the provisions of the Australian Consumer Law, Novis Healthcare excludes, to the fullest extent permitted by law, all liability in respect of loss of profit or other economic loss, direct to indirect or consequential, special, general or other damages or other expenses or costs which may include negligence.